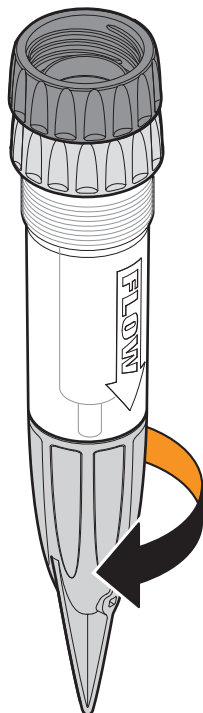
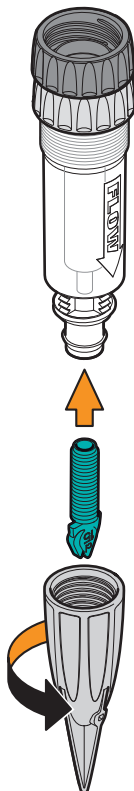


Do not use solid or liquid fertilizers. Do not expose the IDRIS irrigator to frost or extreme heat. Do not expose the bottle to sunlight. Clean with water, but do not use chemical solvents. Dry thoroughly after washing. Select the dripper most suitable for the type of plant.

1

2

10 cl

MINIMAL WATERING – 10 cl per day

Cineraria	Nasturtium	Zinnia	
Cactus	Poinsettia	Ivy	
Sanseveria	Euphorbia	Tagetes	Fatsia

15 cl

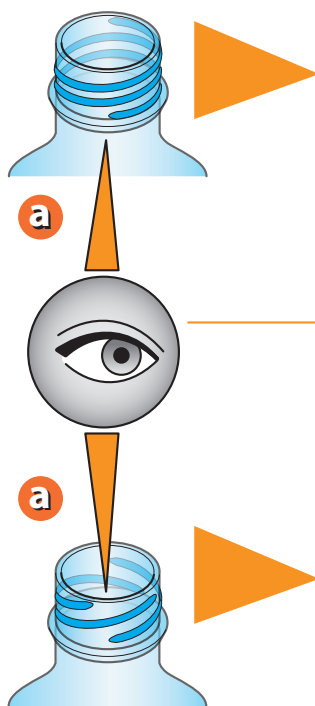
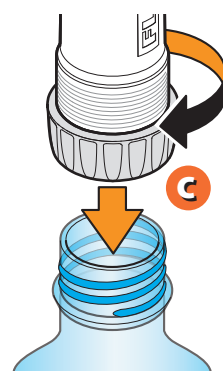
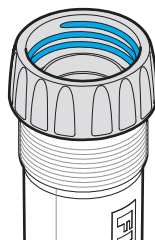
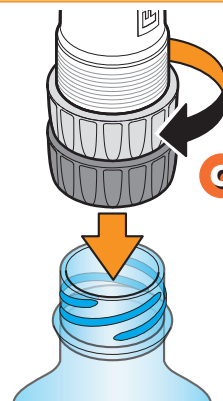
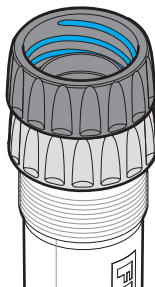
MEDIUM WATERING – 15 cl per day

Anthurium	Croton	Kenzia	
Aspidistra	Dracena	Spatifilum	
Chamaedorea	Gardenia	Clivia	Jasmine

For Idris Spike (cod.): 8052

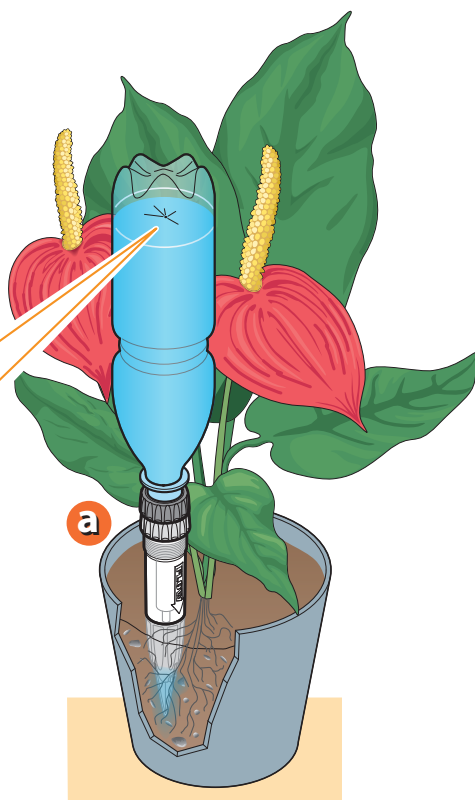
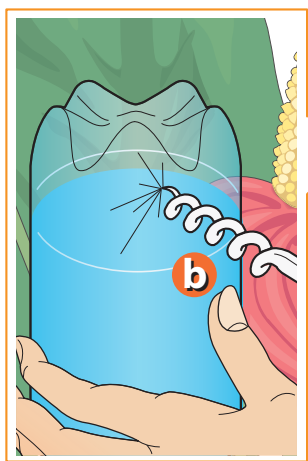
Fill the plastic bottle with water. Select the adapter compatible with the thread of the bottle. Screw the IDRIS tripod onto the bottle.

1

2

b

b


For Idris Spike (cod.): 8052

Anchor the tripod into the soil and pierce a small hole in the base of the bottle. The IDRIS tripod and bottle will stand perfectly stable in the pot. When the bottle is empty, simply fill it up again.

1

For Idris Spike (cod.): 8052